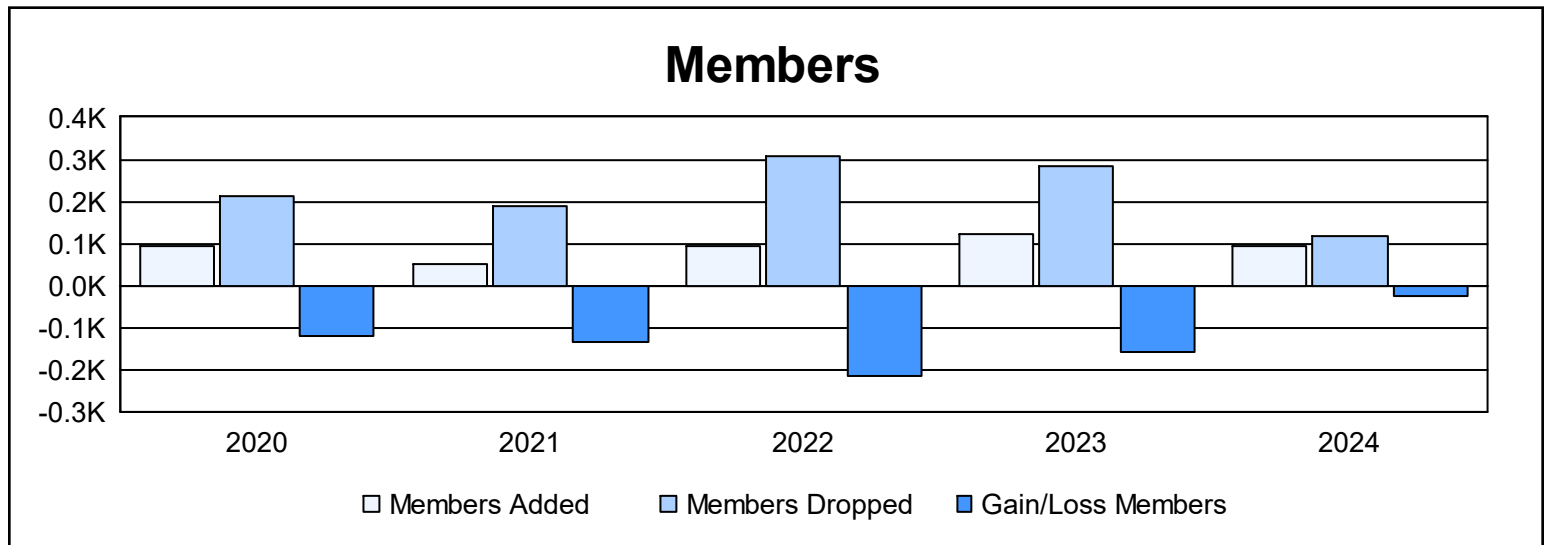
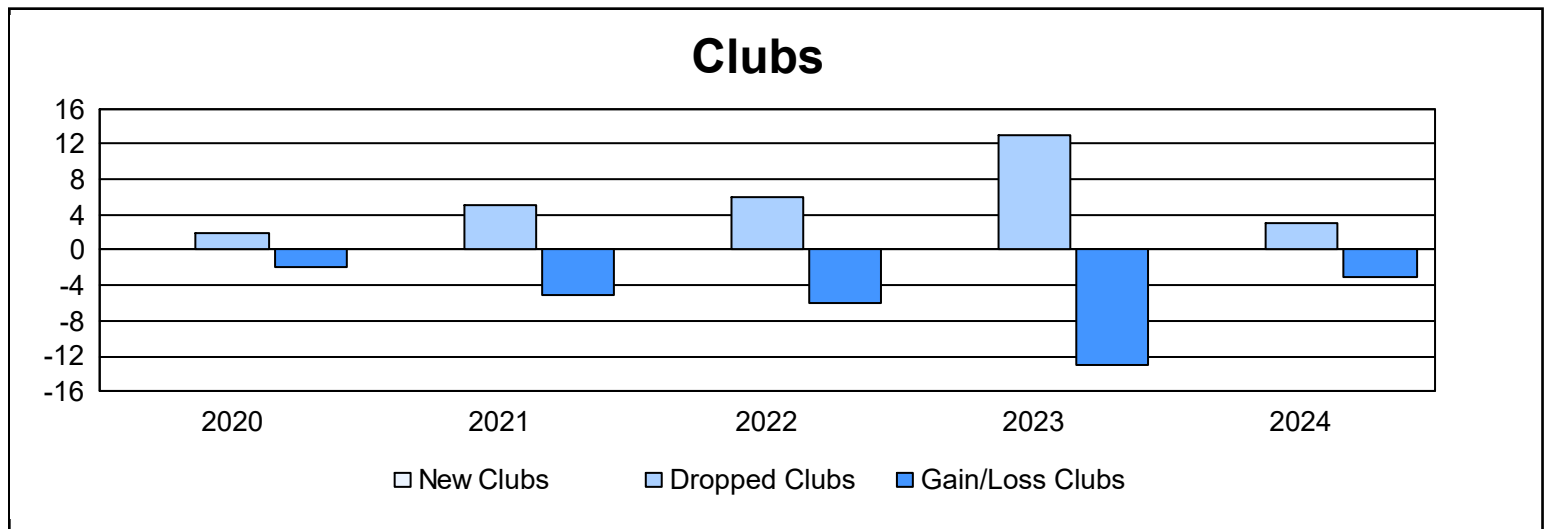
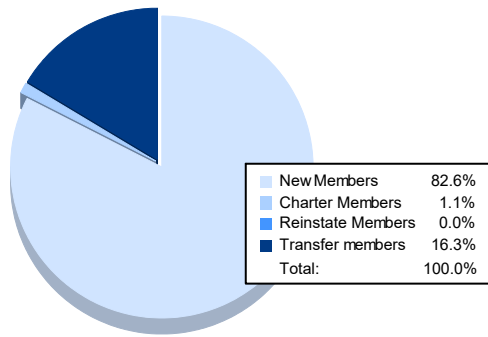


Year	New Clubs	Dropped Clubs	Gain/ Loss Clubs	New Members	Charter Members	Reinstate Members	Transfer Members	Total Member Added	Total Members Dropped	Gain/ Loss Members
2019-2020	0	2	-2	79	5	5	4	93	212	-119
2020-2021	0	5	-5	31	0	2	20	53	188	-135
2021-2022	0	6	-6	80	5	0	7	92	305	-213
2022-2023	0	13	-13	83	4	11	26	124	282	-158
2023-2024	0	3	-3	76	1	0	15	92	118	-26
<b>Average</b>	<b>0</b>	<b>6</b>	<b>-6</b>	<b>70</b>	<b>3</b>	<b>4</b>	<b>14</b>	<b>91</b>	<b>221</b>	<b>-130</b>



### Membership Composition June 2024 Cumulative



### Gender Composition June 2024 Cumulative

